

FACT!

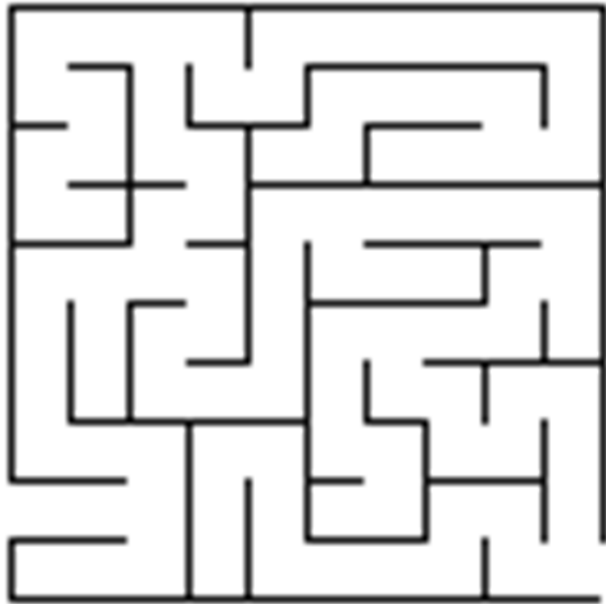
*\*Evergreen trees have leaves all year round.*



*\*Deciduous trees grow their leaves in spring and lose them in autumn.*



# Tree Tracker!



Well done! You have completed Mother Shipton's Tree Trail!

**GOOD JOB!**



# Tree Trail!

## KS1

Welcome to Mother Shipton's Cave!



As you walk through the park can you name the different trees by looking at their trunks?

Use the 'Top Tree Telling Tips' to help you!



Task 1: Create bark rubbings of different trees using crayons and a piece of paper– What do you notice about the bark rubbings of different trees?



Search



STOP

Horsenut tree

1. Can you spot any Horsenut trees on your left?



\* Ivy is growing on this tree

\*Horsechestnut trees are actually conker trees... Can you see any conkers?



When you get to the top of the hill and can see the adventure playground...

STOP



Task 2: Using string, measure the trunks of different trees. The longer the string, the older the tree!



2. Look to your right... Can you spot the Hornbeam tree?

\*Hornbeam tree trunks look stripy like a zebra!



\* Hornbeam trees have very hard wood.



Hornbeam tree




3. Walk along Beech Avenue... Can you see any Beech trees?




Beech trees have light brown trunks and are smooth to touch... Have a feel!

STOP



Beech tree



Tree Teaser!

Can you guess what type of tree this is?

.....

Find